


# JD Table

## Power and Connectivity



**JD Table**  
Power and Connectivity

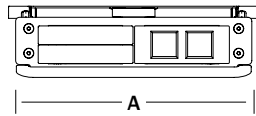
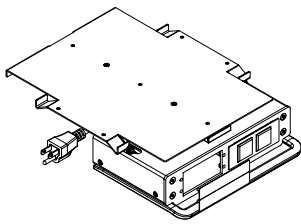
JD tables offer two power box options, one fixed and one slide-out, that mount flush with the surface of the table to deliver convenient access to power with a minimal footprint. Both are available as cord set or hardwire.

All JD tables and power boxes come with pre-drilled holes to facilitate installation, as well as with built-in wire managers on the aprons and bases. Wires are handled vertically through bases and horizontally through aprons.

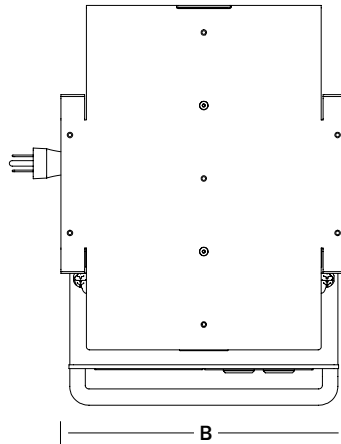


**STATEMENT OF LINE**

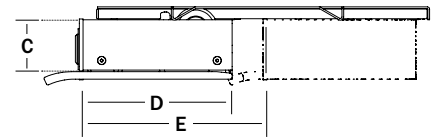
**Slide-Out Box**



**Front View**  
A 8.75"

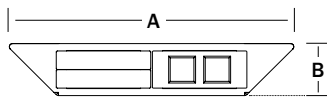
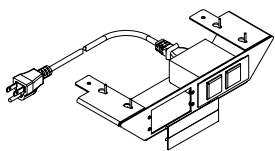


**Top View**  
B 9.25"

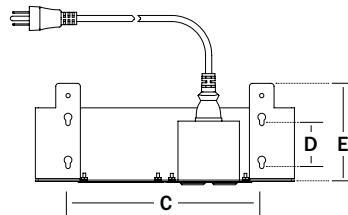


**Side View**  
C 2.625"  
D 5.3"  
E 6.375" (when retracted)

**Under-Mount Box**



**Front View**  
A 10.6525"  
B 1.9375"




**Top View**  
C 7.875"  
D 1.75"  
E 4"

**FEATURES**

- + Power units come with (x1) dual AC hardwire (HW) or plug in (PI) power module and (x2) single space blank plates
- + For additional connectivity, replace blank plates with Extron single or double space AAP modules as desired

**FINISHES**

-  Metallic Black Powder